

INVOICE

Bill To:

Samer Hakim  
Elegant Construction Inc  
188 Technolgy Dr Suite N  
Irvine, California 92618  
Ph: 9496306029  
Cell: 949-630-6029

Ship To:

Samer Hakim  
Elegant Construction Inc  
188 Technolgy Dr Suite N  
Irvine, California 92618  
Ph: 9496306029  
Cell: 949-630-6029



Customer Name:	Samer Hakim
Side Mark:	Armstrong Addition
Company Name:	Elegant Construction Inc
Customer Phone:	949-630-6029
Customer Email:	sam@elegantcon.com
Customer Address:	188 Technolgy Dr Suite N Irvine California 92618

Samer Hakim

188 Technolgy Dr Suite N  
Irvine California  
92618

Dear Samer Hakim

Thank you for choosing COASTLINE SHADES for your window treatment needs. We truly appreciate the opportunity to work with you and bring your vision to life.

Attached to this email, you'll find the invoice for your recent order. Our team will be reaching out soon to coordinate your installation schedule at a time that's most convenient for you.

If you have any questions about the order, installation process, or anything else, please don't hesitate to reach out. We're here to help every step of the way.

It's a pleasure to have you as a valued client, and we look forward to delivering beautiful results to your space.

Warmest regards,

COASTLINE SHADES Team

2921 E Miraloma Ave Suite 2  
Anaheim, CA 92806

t: 714.860.4061 | f: 800.816.0690

info@coastlineshades.com | www.coastlineshades.com

**Coastline Shades Warranty:** Coastline Shades custom treatments are warranted to be free from defects in fabrication and materials for the lifetime of the product, provided it is properly installed and remains in the possession of the original purchaser at the time of the claim. This warranty is limited to repair or replacement only, with the manufacturer retaining the right to determine the appropriate resolution for any fabrication defect. Replacements will be made according to the product's original specifications. This warranty does not cover: Normal wear and tears Sun damage Misuse, abuse, or improper installation/reinstallation, Damage caused by cleaning solutions or chemical treatments Any associated costs, including installation or shipping To file a warranty claim, please contact our Sales Services Department with a detailed description of the issue, proof of purchase, and a request for a Return Authorization. Returns will not be accepted without prior authorization. Upon verification of a fabrication or material defect, the product will be repaired and shipped back as soon as possible.

# Invoice Summary

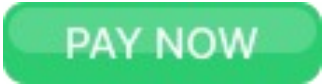
Invoice Number  
INV110207

Total Amount  
\$ 3,825.64

Discount

Paid Amount  
\$ 0.00

Amount Outstanding  
\$ 3,825.64



\* BALANCE IS DUE ON COMPLETION OF YOUR ORDER

---

## Payment Methods



DIRECT DEPOSIT  
Account Name - Experienced Installation Service dba Coastline Shades  
Account No - Routing NO: 121000358 | Account NO: 325152226844  
  
Zelle Experienced Installation Service Inc  
info@coastlineshades.com  
  
Reference - Please use 'invoice number' as the bank deposit reference










CREDIT or DEBIT CARD OVER THE PHONE  
Please phone credit card payments through to our office on 714.860.4061  
Visa, Mastercard and Amex accepted.  
All Credit Card transactions incur a 3% surcharge.

---

\* LEAD TIME IS CALCULATED FROM THE DATE OF DEPOSIT AND IS SUBJECT TO CHANGE WITH FABRIC AVAILABILITY AND DURING PEAK TIMES. PLEASE NOTE THAT IF YOUR ORDER CONTAINS MULTIPLE PRODUCTS THE LONGEST LEAD TIME APPLIES.

\* A minimum of 1 week is required from the date of check measure to the date of installation (excludes specialty products)

	ROOM	PRODUCT	FABRIC	PRICE
	BACK BUILDING OFFICE	Roller Shade	SW Infinity2 3% PG4 Stone	\$ 370.88
Quantity: 1	Room: BACK BUILDING OFFICE, Mount Type: Inside Mount, Order Width: 58 1/8, Order Length: 57 5/8, Fabric: SW Infinity2 3%, Color: PG4 Stone, Price Band: Coastline Roller 6, Top Treatment: Fascia, Fascia Option: 3 Inch Fascia, Fascia Color Option: Gray, Roll Type: Regular Roll, Control Type: Clutch, Control Side: Right, Bottom Rail: Deluxe Bottom Rail, Deluxe Bottom Rail Color Option: Silver, Headrail Options: No Division, Clutch Color: Gray, Chain Types: Metal Chain, Metal Chain Colors: Stainless Steel			
	MAIN ENTRY LEFT	Roller Shade	SW Infinity2 3% PG4 Stone	\$ 429.06
Quantity: 1	Room: MAIN ENTRY LEFT, Mount Type: Outside Mount, Order Width: 43 5/8, Order Length: 101, Fabric: SW Infinity2 3%, Color: PG4 Stone, Price Band: Coastline Roller 6, Top Treatment: Fascia, Fascia Option: 3 Inch Fascia, Fascia Color Option: Gray, Roll Type: Regular Roll, Control Type: Clutch, Control Side: Left, Bottom Rail: Deluxe Bottom Rail, Deluxe Bottom Rail Color Option: Silver, Headrail Options: No Division, Clutch Color: Gray, Chain Types: Metal Chain, Metal Chain Colors: Stainless Steel			
	MAIN ENTRY RIGHT	Roller Shade	SW Infinity2 3% PG4 Stone	\$ 429.06
Quantity: 1	Room: MAIN ENTRY RIGHT, Mount Type: Outside Mount, Order Width: 44 3/4, Order Length: 101, Fabric: SW Infinity2 3%, Color: PG4 Stone, Price Band: Coastline Roller 6, Top Treatment: Fascia, Fascia Option: 3 Inch Fascia, Fascia Color Option: Gray, Roll Type: Regular Roll, Control Type: Clutch, Control Side: Right, Bottom Rail: Deluxe Bottom Rail, Deluxe Bottom Rail Color Option: Silver, Headrail Options: No Division, Clutch Color: Gray, Chain Types: Metal Chain, Metal Chain Colors: Stainless Steel			
	LOBBY 101 A	Roller Shade	SW Infinity2 3% PG4 Stone	\$ 298.84
Quantity: 1	Room: LOBBY 101 A, Mount Type: Outside Mount, Order Width: 12, Order Length: 101, Fabric: SW Infinity2 3%, Color: PG4 Stone, Price Band: Coastline Roller 6, Top Treatment: Fascia, Fascia Option: 3 Inch Fascia, Fascia Color Option: Gray, Roll Type: Regular Roll, Control Type: Clutch, Control Side: Left, Bottom Rail: Deluxe Bottom Rail, Deluxe Bottom Rail Color Option: Silver, Headrail Options: No Division, Clutch Color: Gray, Chain Types: Metal Chain, Metal Chain Colors: Stainless Steel			
	LOBBY B	Roller Shade	SW Infinity2 3% PG4 Stone	\$ 298.84
Quantity: 1	Room: LOBBY B, Mount Type: Inside Mount, Order Width: 12 3/4, Order Length: 101, Fabric: SW Infinity2 3%, Color: PG4 Stone, Price Band: Coastline Roller 6, Top Treatment: Fascia, Fascia Option: 3 Inch Fascia, Fascia Color Option: Gray, Roll Type: Regular Roll, Control Type: Clutch, Control Side: Right, Bottom Rail: Deluxe Bottom Rail, Deluxe Bottom Rail Color Option: Silver, Headrail Options: No Division, Clutch Color: Gray, Chain Types: Metal Chain, Metal Chain Colors: Stainless Steel			
	BACK LOBBY A	Roller Shade	SW Infinity2 3% PG4 Stone	\$ 499.74
Quantity: 1	Room: BACK LOBBY A, Mount Type: Outside Mount, Order Width: 54, Order Length: 101, Fabric: SW Infinity2 3%, Color: PG4 Stone, Price Band: Coastline Roller 6, Top Treatment: Fascia, Fascia Option: 3 Inch Fascia, Fascia Color Option: Gray, Roll Type: Regular Roll, Control Type: Clutch, Control Side: Right, Bottom Rail: Deluxe Bottom Rail, Deluxe Bottom Rail Color Option: Silver, Headrail Options: No Division, Clutch Color: Gray, Chain Types: Metal Chain, Metal Chain Colors: Stainless Steel			




BACK LOBBY B Roller Shade

SW Infinity2 3% PG4  
Stone

\$ 499.74

Quantity: 1

Room: BACK LOBBY B, Mount Type: Outside Mount, Order Width: 58 3/4, Order Length: 101, Fabric: SW Infinity2 3%, Color: PG4 Stone, Price Band: Coastline Roller 6, Top Treatment: Fascia, Fascia Option: 3 Inch Fascia, Fascia Color Option: Gray, Roll Type: Regular Roll, Control Type: Clutch, Control Side: Left, Bottom Rail: Deluxe Bottom Rail, Deluxe Bottom Rail Color Option: Silver, Headrail Options: No Division, Clutch Color: Gray, Chain Types: Metal Chain, Metal Chain Colors: Stainless Steel




BACK LOBBY C Roller Shade

SW Infinity2 3% PG4  
Stone

\$ 499.74

Quantity: 1

Room: BACK LOBBY C, Mount Type: Outside Mount, Order Width: 58 7/8, Order Length: 101, Fabric: SW Infinity2 3%, Color: PG4 Stone, Price Band: Coastline Roller 6, Top Treatment: Fascia, Fascia Option: 3 Inch Fascia, Fascia Color Option: Gray, Roll Type: Regular Roll, Control Type: Clutch, Control Side: Right, Bottom Rail: Deluxe Bottom Rail, Deluxe Bottom Rail Color Option: Silver, Headrail Options: No Division, Clutch Color: Gray, Chain Types: Metal Chain, Metal Chain Colors: Stainless Steel



BACK LOBBY D Roller Shade

SW Infinity2 3% PG4  
Stone

\$ 499.74

Quantity: 1

Room: BACK LOBBY D, Mount Type: Outside Mount, Order Width: 55, Order Length: 101, Fabric: SW Infinity2 3%, Color: PG4 Stone, Price Band: Coastline Roller 6, Top Treatment: Fascia, Fascia Option: 3 Inch Fascia, Fascia Color Option: Gray, Roll Type: Regular Roll, Control Type: Clutch, Control Side: Right, Bottom Rail: Deluxe Bottom Rail, Deluxe Bottom Rail Color Option: Silver, Headrail Options: No Division, Clutch Color: Gray, Chain Types: Metal Chain, Metal Chain Colors: Stainless Steel