

COASTLINE SHADES  
2921 E Miraloma Ave - Ste 2, Anaheim, CA 92806

7148604061





info@coastlineshades.com

www.coastlineshades.com



## QUOTATION



 Customer Name: Mrs. ILEEN SANGUEDOLCE  
 Customer Phone: 714-231-3950  
 Customer Email:  
 Customer Address: 242 Palmer Street Costa Mesa California 92627

Your quotation has been prepared by our consultant Alex on 06-18-2025 and is valid for 30 days REF. ON411 Q1

18-06-2025

Mrs. ILEEN SANGUEDOLCE

242 Palmer Street  
Costa Mesa California  
92627

Dear Mrs. ILEEN SANGUEDOLCE

Great to connect with you! We're excited about the opportunity to transform your space with our custom window treatments.

Attached is your proposal with tailored product recommendations, pricing, and installation details. Take a look, and let us know if you have any questions or need any adjustments—we're here to make sure everything is just right for you.

Looking forward to bringing style and functionality to your windows. Let us know how we can help!

Kind Regards,  
COASTLINE SHADES Team

Coastline Shades Warranty: Coastline Shades custom treatments are warranted to be free from defects in fabrication and materials for the lifetime of the product, provided it is properly installed and remains in the possession of the original purchaser at the time of the claim. This warranty is limited to repair or replacement only, with the manufacturer retaining the right to determine the appropriate resolution for any fabrication defect. Replacements will be made according to the product's original specifications. This warranty does not cover: Normal wear and tears Sun damage Misuse, abuse, or improper installation/reinstallation, Damage caused by cleaning solutions or chemical treatments Any associated costs, including installation or shipping To file a warranty claim, please contact our Sales Services Department with a detailed description of the issue, proof of purchase, and a request for a Return Authorization. Returns will not be accepted without prior authorization. Upon verification of a fabrication or material defect, the product will be repaired and shipped back as soon as possible.

# Quotation Summary

Please note that your quotation is valid for 30 days

Quotation Reference

ON411 Q1

Total Amount

\$ 3,503.70

50% Deposit Required to Proceed with your Job

\$ 1,751.85

\* BALANCE IS DUE ON COMPLETION OF YOUR INSTALLATION

---

## Payment Methods



### DIRECT DEPOSIT

Account Name -

BSB -

Account No -

Reference - Please use 'quotation reference' as the bank deposit reference



### CREDIT or DEBIT CARD OVER THE PHONE

Please phone credit card payments through to our office on 7148604061

Visa, Mastercard and Amex accepted.

All Credit Card transactions incur a 3% surcharge.

---

\* LEAD TIME IS CALCULATED FROM THE DATE OF DEPOSIT AND IS SUBJECT TO CHANGE WITH FABRIC AVAILABILITY AND DURING PEAK TIMES. PLEASE NOTE THAT IF YOUR ORDER CONTAINS MULTIPLE PRODUCTS THE LONGEST LEAD TIME APPLIES.

\* A minimum of 1 week is required from the date of check measure to the date of installation (excludes specialty products)

ROOM	PRODUCT	FABRIC	PRICE
KITCHEN WINDOW	Roller Shade	Geneva LF Coffee 1105	\$ 231.12
Quantity: 1	Room: KITCHEN WINDOW, Mount Type: Inside Mount, Order Width: 45 5/8, Order Length: 47, Fabric: Geneva LF, Color: Coffee 1105, Price Band: Coastline Roller 4, Top Treatment: Cassette 100, Cassette 100 Color Option: Bronze, Roll Type: Regular Roll, Control Type: Clutch, Control Side: Left, Bottom Rail: Sealed Hembar Pocket, Headrail Options: No Division, Clutch Color: Ivory, Chain Types: Metal Chain, Metal Chain Color: Antique Brown		
KITCHEN NOOK A	Roller Shade	Geneva LF Coffee 1105	\$ 178.70
Quantity: 1	Room: KITCHEN NOOK A, Mount Type: Inside Mount, Order Width: 20 1/4, Order Length: 59 1/8, Fabric: Geneva LF, Color: Coffee 1105, Price Band: Coastline Roller 4, Top Treatment: Cassette 100, Cassette 100 Color Option: Bronze, Roll Type: Regular Roll, Control Type: Clutch, Control Side: Left, Bottom Rail: Sealed Hembar Pocket, Headrail Options: No Division, Clutch Color: Ivory, Chain Types: Metal Chain, Metal Chain Color: Antique Brown		
KITCHEN NOOK B	Roller Shade	Geneva LF Coffee 1105	\$ 247.23
Quantity: 1	Room: KITCHEN NOOK B, Mount Type: Inside Mount, Order Width: 44 3/8, Order Length: 59 1/8, Fabric: Geneva LF, Color: Coffee 1105, Price Band: Coastline Roller 4, Top Treatment: Cassette 100, Cassette 100 Color Option: Bronze, Roll Type: Regular Roll, Control Type: Clutch, Control Side: Right, Bottom Rail: Sealed Hembar Pocket, Headrail Options: No Division, Clutch Color: Ivory, Chain Types: Metal Chain, Metal Chain Color: Antique Brown		
KITCHEN NOOK C	Roller Shade	Geneva LF Coffee 1105	\$ 178.70
Quantity: 1	Room: KITCHEN NOOK C, Mount Type: Inside Mount, Order Width: 20 3/8, Order Length: 59 1/8, Fabric: Geneva LF, Color: Coffee 1105, Price Band: Coastline Roller 4, Top Treatment: Cassette 100, Cassette 100 Color Option: Bronze, Roll Type: Regular Roll, Control Type: Clutch, Control Side: Right, Bottom Rail: Sealed Hembar Pocket, Headrail Options: No Division, Clutch Color: Ivory, Chain Types: Metal Chain, Metal Chain Color: Antique Brown		
KITCHEN NOOK SLIDER	Roller Shade	Geneva LF Coffee 1105	\$ 462.46
Quantity: 1	Room: KITCHEN NOOK SLIDER, Mount Type: Outside Mount, Order Width: 70, Order Length: 104 1/8, Fabric: Geneva LF, Color: Coffee 1105, Price Band: Coastline Roller 4, Top Treatment: Cassette 100, Cassette 100 Color Option: Bronze, Roll Type: Regular Roll, Control Type: Clutch, Control Side: Right, Bottom Rail: Wrapped Hembar, Headrail Options: No Division, Clutch Color: Ivory, Chain Types: Metal Chain, Metal Chain Color: Antique Brown		
LIVING A	Roller Shade	Geneva LF Coffee 1105	\$ 370.39
Quantity: 1	Room: LIVING A, Mount Type: Inside Mount, Order Width: 66 5/8, Order Length: 70 3/4, Fabric: Geneva LF, Color: Coffee 1105, Price Band: Coastline Roller 4, Top Treatment: Cassette 100, Cassette 100 Color Option: Bronze, Roll Type: Regular Roll, Control Type: Clutch, Control Side: Left, Bottom Rail: Sealed Hembar Pocket, Headrail Options: No Division, Clutch Color: Ivory, Chain Types: Metal Chain, Metal Chain Color: Antique Brown		
LIVING B	Roller Shade	Geneva LF Coffee 1105	\$ 218.62
Quantity: 1	Room: LIVING B, Mount Type: Inside Mount, Order Width: 32 1/2, Order Length: 70 3/4, Fabric: Geneva LF, Color: Coffee 1105, Price Band: Coastline Roller 4, Top Treatment: Cassette 100, Cassette 100 Color Option: Bronze, Roll Type: Regular Roll, Control Type: Clutch, Control Side: Right, Bottom Rail: Sealed Hembar Pocket, Headrail Options: No Division, Clutch Color: Ivory, Chain Types: Metal Chain, Metal Chain Color: Antique Brown		

STAIR WAY A	Roller Shade	Geneva LF Coffee 1105	\$ 218.62
Quantity: 1	Room: STAIR WAY A, Mount Type: Inside Mount, Order Width: 32 3/8, Order Length: 71 3/4, Fabric: Geneva LF, Color: Coffee 1105, Price Band: Coastline Roller 4, Top Treatment: Cassette 100, Cassette 100 Color Option: Bronze, Roll Type: Regular Roll, Control Type: Clutch, Control Side: Right, Bottom Rail: Sealed Hembar Pocket, Headrail Options: No Division, Clutch Color: Ivory, Chain Types: Metal Chain, Metal Chain Color: Antique Brown		
STAIR WAY B	Roller Shade	Geneva LF Coffee 1105	\$ 208.82
Quantity: 1	Room: STAIR WAY B, Mount Type: Inside Mount, Order Width: 32 3/8, Order Length: 52 3/4, Fabric: Geneva LF, Color: Coffee 1105, Price Band: Coastline Roller 4, Top Treatment: Cassette 100, Cassette 100 Color Option: Bronze, Roll Type: Regular Roll, Control Type: Clutch, Control Side: Right, Bottom Rail: Sealed Hembar Pocket, Headrail Options: No Division, Clutch Color: Ivory, Chain Types: Metal Chain, Metal Chain Color: Antique Brown		
MASTER A	Roller Shade	Geneva LF Coffee 1105	\$ 208.82
Quantity: 1	Room: MASTER A, Mount Type: Inside Mount, Order Width: 26 1/4, Order Length: 59, Fabric: Geneva LF, Color: Coffee 1105, Price Band: Coastline Roller 4, Top Treatment: Cassette 100, Cassette 100 Color Option: Bronze, Roll Type: Regular Roll, Control Type: Clutch, Control Side: Left, Bottom Rail: Sealed Hembar Pocket, Headrail Options: No Division, Clutch Color: Ivory, Chain Types: Metal Chain, Metal Chain Color: Antique Brown		
MASTER B	Roller Shade	Geneva LF Coffee 1105	\$ 208.82
Quantity: 1	Room: MASTER B, Mount Type: Inside Mount, Order Width: 26 3/8, Order Length: 59, Fabric: Geneva LF, Color: Coffee 1105, Price Band: Coastline Roller 4, Top Treatment: Cassette 100, Cassette 100 Color Option: Bronze, Roll Type: Regular Roll, Control Type: Clutch, Control Side: Left, Bottom Rail: Sealed Hembar Pocket, Headrail Options: No Division, Clutch Color: Ivory, Chain Types: Metal Chain, Metal Chain Color: Antique Brown		
MASTER C	Roller Shade	Geneva LF Coffee 1105	\$ 286.40
Quantity: 1	Room: MASTER C, Mount Type: Inside Mount, Order Width: 56 5/8, Order Length: 59, Fabric: Geneva LF, Color: Coffee 1105, Price Band: Coastline Roller 4, Top Treatment: Cassette 100, Cassette 100 Color Option: Bronze, Roll Type: Regular Roll, Control Type: Clutch, Control Side: Right, Bottom Rail: Sealed Hembar Pocket, Headrail Options: No Division, Clutch Color: Ivory, Chain Types: Metal Chain, Metal Chain Color: Antique Brown		
	Installation		\$ 485.00
Quantity: 1	Quantity: 1, Supplier: Coastline S		